

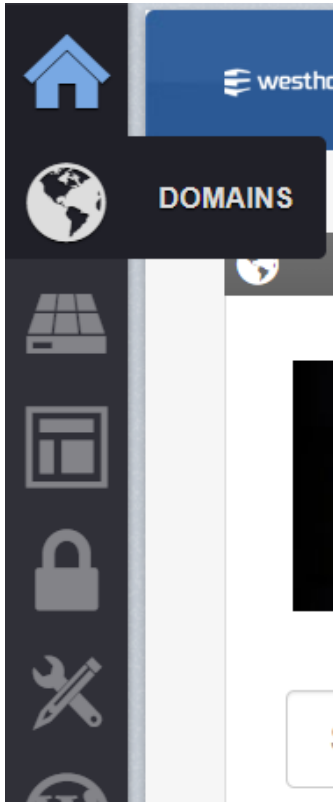
How To Point A Nameserver

This article will help WestHost clients using CHI to initially point or change your domain nameservers.

- [Step 1: Navigate To The DNS Section Of CHI](#)
- [Step 2: Enter In The Correct Nameserver Information.](#)
- [Step 3: Allow Up To 24 Hours For Propagation.](#)

Step 1: Navigate To The DNS Section Of CHI

1. Log into your CHI account at <https://chi.westhost.com>
2. Click "Domains" from the menu on the left-hand side of your screen.






3. Click the corresponding domain for which you would like to change the nameservers.
4. Click the "DNS" link found in the menu at the top of your screen.



Step 2: Enter In The Correct Nameserver Information.

5. Enter the updated DNS nameserver information. If WestHost manages your website hosting service, you will need to use the WestHost nameservers. You can also use the yellow 'Reset to default Westhost Nameservers' button to do this automatically.

Nameservers ⓘ

Name Server	Configuration	
Name Server 1	Hostname <input type="text" value="dns1.westhost.com"/> IP Address (not required) <input type="text"/>	
Name Server 2	Hostname <input type="text" value="dns2.westhost.com"/> IP Address (not required) <input type="text"/>	
Name Server 3	Hostname <input type="text" value="dns3.westhost.com"/> IP Address (not required) <input type="text"/>	

[Add Nameserver](#)

[Save Changes](#) [Reset to default Westhost Nameservers](#)

6. The default WestHost nameservers are as follows:

- a. dns1.westhost.com
- b. dns2.westhost.com
- c. dns3.westhost.com

7. Click "Save Changes" to complete your task.

Step 3: Allow Up To 24 Hours For Propagation.

8. Please be aware that any changes to the DNS settings may take up to 24 hours to propagate across the internet. This time varies depending on your Internet Service Provider.

During nameserver propagation, your website might not be visible from some parts of the world.

If you have any questions about this process, please contact our technical support team by opening a chat or creating a ticket within your CHI account.

Related articles

- [How To Point A Nameserver](#)
- [What Perl Modules Are Installed By Default](#)
- [How To Create A Subdomain In My cPanel Account](#)
- [What Should I Use For My Name Servers](#)
- [DNS - Domain Name Server Information](#)