

Two Factor Authentication Security - 2FA

What is it?

Two Factor Authentication or 2FA is a two step verification process that provides an extra layer of security for you when accessing your [WestHost](#) account. This additional step will require a passcode that is sent to your mobile|cell phone to be entered into the login screen.

What are the benefits?

2FA provides a higher level of protection for your [WestHost](#) account and the data held within it by reducing the risk of an intruder or attacker gaining access to it. You will also have a login history that will include details such as IP, date and time and if the login attempt was successful or not.

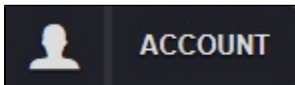
I already have a password - do I need 2FA as well?

The existing password system already provides a layer of security when logging into your control panel. 2FA is a more secure system because it requires the use of an additional device to verify your identity.

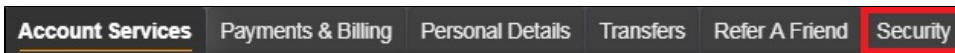
How do I enable this for my account?

To enable this feature, follow the steps below

1. Login to your account at <https://chi.westhost.com>
2. Navigate to the 'Account' person silhouette on the left side of the page and click this to open your Account settings



3. Click on the 'Security' tab on the upper right side of the page



4. Enter your Mobile Phone Number
5. Check the box that says "Two Factor Authentication Enabled"
6. Click the Update button

Two Factor Authentication

Information.

Mobile

Your Mobile Number **Step 4**

Two Factor Authentication Enabled **Step 5**

Update **Step 6**


7. Create your 'Recovery Token'

Recovery Token


Create Recovery Token

- a. Please print this or write it down. You will not be able to retrieve it again.
If you lose it, you can obtain another by first revoking this one.
Recovery tokens are single use. Should you have a need to use your recovery token, a new one needs to be created once you have recovered your account.

Once you have enabled Two Factor Authentication Security for your account, you will be asked to enter this token the next time you attempt to login to your account. The prompt will look similar to the following once you have entered your username and password to login to your account:


Username 

Password

Authentication Token 

Trust this device for 30 days

[Forgot Password?](#) [Forgot Username?](#)

 If you have any trouble with this feature or if you have any questions, please [contact our support team](#).

Related articles

- [Two Factor Authentication Security - 2FA](#)
- [Payments And Renewals For cPanel Shared Hosting](#)
- [Payments And Renewals For CHI](#)
- [How To Manage Renewal Settings](#)
- [What Is The WestHost Verification Policy](#)