


Does WestHost Offer Anti-spam Filtering Tools

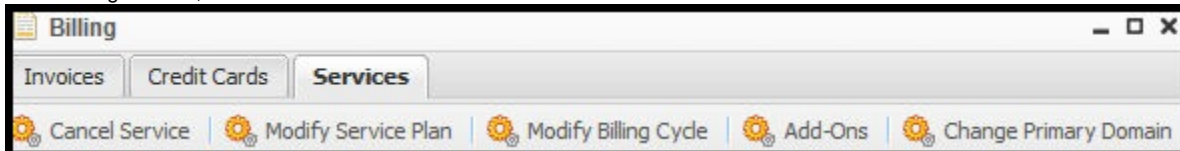
Yes. WestHost offers a configurable spam filtering tool, beyond the defaults available inside cPanel. This is a third party tool that we have made available to your account as a paid addon.

It is available by logging into your <https://cp.westhost.com/> dashboard:

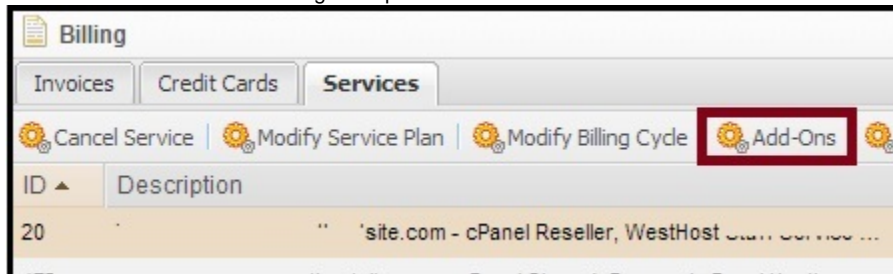
1. Click on the Billing icon.



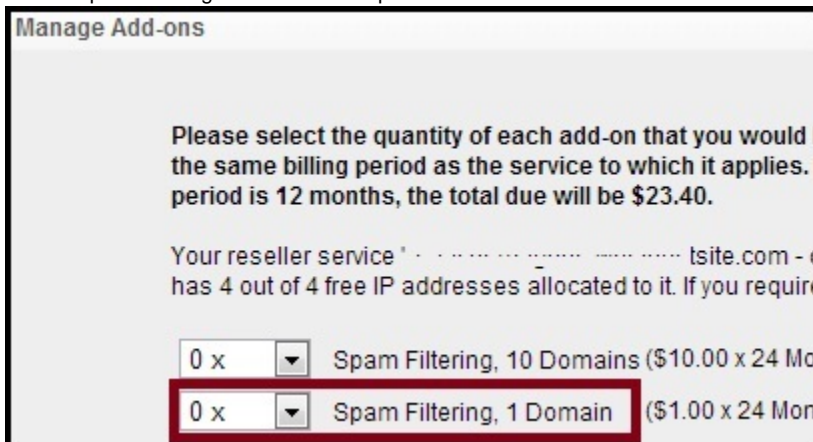
2. In the Billing window, click the Services tab.



3. Click on your domain to highlight it.
4. Select the "Add-Ons" button along the top.



5. Then in the "Manage Addons" window select "Add new add-ons" and allow the list time to generate.
6. Select "Spam Filtering" from the list of options.



This will have you select the number of domains that you are purchasing the spam filtering add-on for, and pro-rate the remaining charge based on your billing cycle.

*If you do not have a valid credit card on file, you will need to make the required payment **before** the Spam Filtering add-on can be added to your account.*

Once the add-on has been applied and payment for it has been processed, you can find the icon for it in <https://cp.westhost.com/> on the Manage toolbar.



Please see these follow up articles on managing your Spam Filtering tool.

[Configure your Spam Filter and Connect to your Dashboard](#)

[Spam Filter Dashboard Overview](#)

[Anti-Spam Filtering Methods](#)